



St Joseph's School Northam

SCHOOL PERFORMANCE DATA

The following information measures for the year 2018 are reported for the St Joseph's School community.

The School Performance Data Report is a requirement of the Federal Government that Schools report to their school community. This report is posted on the St Joseph's School web page www.sjsnortham.wa.edu.au

1 Contextual Information:

St Joseph's School is a Catholic co-educational School, in the picturesque Avon Valley, catering for the education of approximately 691 students from Pre-Kindergarten to Year 12. In 2015, the school was successful in its application to cater for Years 11 and 12 students. 2017 saw the second graduation of Year 12 students from the school.

St Joseph's School is situated off Great Eastern Highway and is just 90 km from the Perth CBD. The Sisters of St Joseph of the Apparition established the first Catholic school in Northam, in 1889. The Marist Brothers opened St Paul's, a boy's College in 1948 and in 1971 these two schools combined to become a co-educational primary and secondary school on two separate campuses. Our School has 129 years tradition of a caring environment and prides itself as a learning centre with programs to cater for all students.

The School is founded on the life and teachings of Jesus Christ, and seeks to nurture the individual qualities of each person in a caring and accepting community through the promotion of Christian values. As a Catholic school, there is an emphasis on the faith development of students and participation in the Sacramental Program organised in conjunction with St Joseph's Parish. St Joseph's School is an active community with the school receiving great support from parents. All members of the School community are encouraged to live the School Motto: 'Fidelity' (which means "the strict observance of promises or duties") in their relationships with one another.

St Joseph's School recognises the importance of an emphasis on Literacy and Numeracy in the early years and the need for early intervention.

We offer a Pre-Kindergarten program, Kindergarten for 4 year olds and Pre Primary for 5 year olds. Year 6 students have the opportunity to enter the da Vinci Decathlon competition for academically gifted students. Bahasa Indonesia is also taught at the school from Year 1 to Year 6. Italian is taught in Years 7 and 8.

Private music tutors teach on school grounds and the Primary School Choir has performed well in the Catholic Schools Performing Arts Festival and always achieves highly in the annual Avon Valley Arts Festival. The comprehensive physical education program enhances the holistic approach to developing each student.

The School has significant community interaction through the Parish and local community groups. A Capital Development Program has resulted in excellent facilities for specialist subject areas, physical education and student amenities. A build has begun which will see significant capital development on the Secondary campus.

2 Teacher Qualifications: “A list of teacher qualifications”.

Highest Qualification	Number of staff
Doctorate e.g. PHD	1
Masters Degree e.g. MEd	6
4 year Bachelor Degree	32
3 year Bachelor Degree	1

3 Workforce Composition:

	Female	Male
Teaching staff	27	13
Non-teaching staff [Indigenous]	19 [2]	3

Not all the staff members are full-time; some are employed on a part-time basis.

4 Student Attendance: “The average attendance rate (percentage) (for the gazetted year).”

Year Level	% rate of student attendance
Pre primary	87%
Year 1	88%
Year 2	94%
Year 3	89%
Year 4	91%
Year 5	91%
Year 6	94%
Year 7	91%
Year 8	92%
Year 9	92%
Year 10	89%
Year 11	91%
Year 12	92%
Whole school attendance rate	91%

The total number of days of absence for **578** students (excluding K and PP) in 2018 was **8473**, an average of **14** days per child.

The average attendance rate as a percentage is **91%**.

Non-attendance is managed by the school in the following ways:

Parents are requested to inform the School, by telephone or email, if a student is to be absent on any given school day by 9.00am. This absence is then to be followed up with a written note of explanation, provided to the Class/Homeroom teacher.

With any unexplained absence, each Campus Administration will send a SMS text to the relevant family to seek an explanation for a student’s absence. Again,

parents are required to follow up any absence with a written note of explanation. A parent interview will be organised with the Head of Primary/Secondary for extended lengths of absence, if a satisfactory explanation is not provided to the school.






5 NAPLAN information:

The following chart is taken from the *My School* page on the <http://www.myschool.edu.au> website. The National Assessment Program - Literacy and Numeracy (NAPLAN) assesses all students in Australian schools in Years 3, 5, 7 and 9. The chart below displays average NAPLAN scores for each domain in 2017 for the students in the School's year groups for each of the areas:

Reading, Writing, Spelling, Grammar and Numeracy.

	Reading	Writing	Spelling	Grammar	Numeracy
Year 3	429	388	400	407	383
Year 5	509	460	485	491	481
Year 7	544	530	545	555	536
Year 9	586	559	573	574	587

Selected school's average when compared to schools with similar students is:

	Substantially above
	Above
	Close to
	Below
	Substantially below

6 Parent, student and teacher satisfaction: *“A description in plain language of parent, student and teacher satisfaction with the school.”*

Our parents, students and teachers are very satisfied with St Joseph's School. This is confirmed through:

- The high retention rate of teachers.
- Anecdotal information collected from parents during the interview process for their next child.
- The commitment of staff to “after-school” activities such as choir, sport, homework classes, NAPLAN preparation, camps and Retreats.
- The commitment of staff to support one another.
- Staff completing Senior First Aid courses and professional development out of school time.
- In regards to Faith, students and parents appreciate the Catholicity of St Joseph's School.
- Participation of students in House activities, sport, choir, curriculum opportunities such as competitions, excursions and field-work.
- Students appreciated the opportunities for going on educational excursions.

- Students felt that St Joseph’s School is a safe and happy environment.
- Parental involvement in the canteen, sports carnivals, Parish Council, P & F and the School Board.
- High ratings in the latest survey for the Quality Catholic Schooling Project: “Engagement with Families”
- Parental and student involvement in the Parish based Sacramental program.
- The generosity of families for the various appeals: St Joseph’s Care, LifeLink, Caritas and Project Compassion.

7 School Income:

Please visit the Finances Section on the My School Website on <http://www.myschool>

8 Senior Secondary outcomes:

For the 2018 cohort of 19 students	84% of students achieved WACE 100% completion of VET Certificate II courses ATAR > 95.0 - 1 student ATAR > 90 - 1 student ATAR > 85.0 - 0 student ATAR > 80.0 - 0 students ATAR < 80.0 - 6 students
---	---

9 Post-School destinations: *“Schools are to report their post-school destinations in plain language in the most appropriate way according to each school’s circumstances.”*

Post-school destinations	University of Western Australia – 2 Curtin University – 2 Murdoch University – 1 University of Notre Dame Australia – 1 Edith Cowan University – 1 TAFE – 2 Apprenticeship – Water Authority – 1 Employment – 6 Unknown – 3
---------------------------------	---

10 Annual School Improvement Plan [ASIP]

1. Comprehension - While the percentage of students achieving at the Band level specified is still lower than the amount aimed for, we have implemented all of the achievable actions mentioned in the ASIP. Once the 2019 NAPLAN data is released, we will know whether we are closer to the specific targets set.
2. MaJEC - We did not meet the specific targets set but we will continue to make this a focus moving forward.
3. Numeracy - While the percentage of students achieving at the Band level specified is still lower than the amount aimed for, we have implemented all of the achievable actions mentioned in the ASIP. Once the 2019 NAPLAN data is released we will know whether we are closer to the specific targets set.
4. ICT - All staff and students have been migrated to Office 365 successfully. Surveys have been used successfully to engage feedback from parents and staff. There has been coordinated PD and PLC focuses and the DTiF project has been successfully completed. The Scope and Sequence is still being formalised for Years 1-8.

Andrea Woodgate

Principal

June 2019