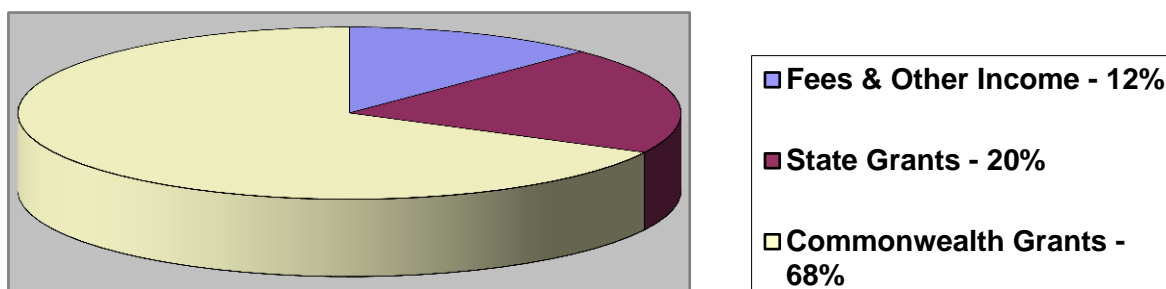


# NORTHAM CATHOLIC SCHOOL BOARD 2017 BUDGET PROVISIONAL REPORT SUMMARY

## 1.1 Recurrent Income - \$7,933,000

Percentage of Recurrent Income



Fees (less discounts and adjustments) and Other Income (including canteen and uniform gross profit without wages) (\$979,000 – 12%) is based on 622 students (40 Pre-Kindy, 40 Kindy, 312 Pre-Primary-Year 6, and 230 Year 7- Year 12).

We have increased Tuition Fees by 2% (Catholic Education Western Australia (CEWA)) advised between 0% and 2%). We have also left the Tuition fees at 2016 levels for Year 11 and 12, as advised in a letter to Senior Secondary parents.

The number of students in 2016 was 619, so has remained steady. We have 20 more Pre-Kindy students, but have kept numbers in Kindy at 20 in each class. We also have a small cohort of Year 7's in 2017, due to having only one class of Year 6's progressing to Secondary in 2017. We also have our first group of 20 students in Year 12 in 2017.

We have allowed for an additional Boarding scholarship, in case we have boarders enrolling at the Northam Residential College.

The Family Levies are based on 357 families from Kindy to Year 12. The number of families in 2016 was 401, so has remained steady.

The State Grants (\$1,606,000 – 20%) has been indexed by 0.5%.

The Commonwealth Grants (\$5,348,000 – 68%) has been indexed by 6.32%.

## 1.2 Capital income - \$148,000

The Building Levy (\$90,000) helps cover around 40% of the Principal and Interest (\$225,000) on the School's long term loans taken out to finance facility development. The balance of the Principal and Interest, is covered by a Grant from CEWA (\$22,000) and from recurrent income (\$113,000).

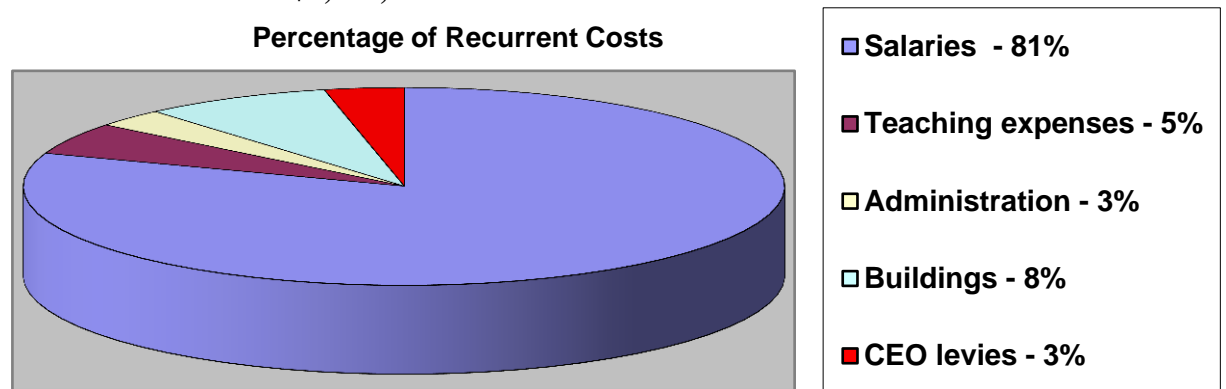
The Building Levy is set at 20% of the Primary Tuition, as per CEWA guidelines, so has increased by 2% with the increase in Primary Tuition.

The Capital Improvement Levy (\$53,000) helps fund targeted projects, which the School is unable to fund from recurrent income. The projects for 2017 are

Secondary room 9 vinyl, Primary administration carpet squares and Primary room 12 vinyl.

Other income (\$5,000) is miscellaneous capital receipts.

### 1.3 Recurrent Costs - \$7,130,000



Salaries (\$5,733,000 – 81%) uses up 82% of the State and Government Grants received. The salaries have gone up by 2.5%. CEO said salaries should represent no more than 75% of recurrent income (excluding debt servicing). Our ratio is 72%.

Secondary have additional teachers in 2017, to cater for the new Year 12 class, and also to allow for three-way streaming of Numeracy and Literacy in lower Secondary grades, as part of our SIP.

We have also added the costs of a part-time marketing officer, as part of our School Strategic Plan (SSP).

Teaching expenses (\$374,000 – 5%) includes Departmental costs, Library costs and payments for excursions, incursions and camps.

We have created additional budget items for resources such as Multilit and Explicit Instruction, which is the new strategy from the SIP.

Administration (\$213,000 - 3%) includes costs for items such as catering, computer consumables and postage.

Buildings (\$569,000 – 8%), represent costs incurred in the cleaning and upkeep of the buildings and grounds, vehicle costs and infrastructure costs such as insurance, water, electricity and rates.

CEO levies (\$241,000 – 3%) includes CEO Service fees, Copyright, CBF and Cathednet levies.

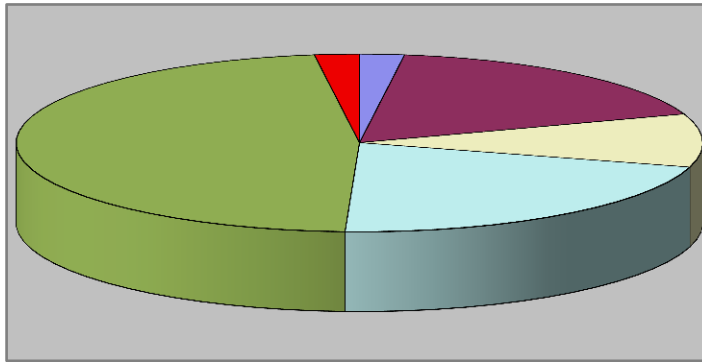
### 1.4 Capital Costs - \$476,000

We have the following capital costs:

- Primary administration carpet squares - \$10,000
- Primary room 12 vinyl - \$5,000
- Primary art room whiteboard - \$2,000
- Primary VOIP handsets - \$1,000

- Primary computer lab - \$50,000
- Primary administration computers - \$13,000
- Secondary room 9 vinyl - \$9,000
- Secondary transportable whiteboard - \$2,000
- Secondary lockers - \$6,000
- Secondary room 4b desks and chairs - \$7,500
- Secondary transportable desks and chairs - \$7,500
- Secondary teacher iPads - \$3,000
- Secondary UPS - \$8,000

**Percentage of Capital Costs**



- Grounds - 2%
- Buildings - 18%
- Furniture - 10%
- IT - 21%
- Principal & interest on loans - 47%
- Plant - 2%

- Secondary 3D printer - \$5,000
- Secondary HOS printer - \$1,000
- General grounds - \$10,000
- General building - \$10,000
- General painting - \$20,000
- General roofing - \$30,000
- General furniture - \$21,000
- General IT - \$10,000
- General AppleTV upgrades - \$10,000
- General plant - \$10,000
- Principal and interest on School's long term loans - \$225,000